





**CITY OF PALM BEACH GARDENS
CITY COUNCIL
Agenda Cover Memorandum**

**Meeting Date: April 7, 2016
Resolution 17, 2016**

Subject/Agenda Item: Declaring the results of the March 15, 2016, General Election.

- Recommendation to APPROVE**
 Recommendation to DENY

<p>Reviewed by:</p> <p>City Attorney</p>  <p>R. Max Lohman, Esq.</p>	<p>Originating Dept.: City Clerk</p>  <p>Patricia Snider, CMC, City Clerk</p>	<p>Costs: \$ <u>0</u> (Total)</p> <p>\$ _____ Current FY</p>	<p>Council Action:</p> <p><input type="checkbox"/> Approved</p> <p><input type="checkbox"/> Approved w/ Conditions</p> <p><input type="checkbox"/> Denied</p> <p><input type="checkbox"/> Continued to:</p>
	<p>Advertised: NA</p> <p>Date:</p> <p>Paper:</p> <p><input checked="" type="checkbox"/> Not Required</p>	<p>Funding Source: N/A</p> <p><input type="checkbox"/> Operating</p> <p><input type="checkbox"/> Other</p>	<p>Attachments:</p> <ul style="list-style-type: none"> • Resolution 17, 2016 - Exhibit "A": Certified Results
<p>Submitted by:</p> <p>Department Director</p>  <p>Patricia Snider, CMC, City Clerk</p>		<p>Contract/Agreement:</p> <p>Effective Date: <u>N/A</u></p> <p>Expiration Date: <u>N/A</u></p>	
<p>Approved by:</p> <p>City Manager</p>  <p>Ronald M. Ferris</p>	<p>Affected parties</p> <p><input type="checkbox"/> Notified</p> <p><input checked="" type="checkbox"/> Not Required</p>	<p>Budget Acct.#: N/A</p>	

BACKGROUND: In accordance with Section 26-2 of the City's Code of Ordinances, the City Clerk shall conduct the City elections in a proper and legal manner in accordance with general law of the State of Florida.

In accordance with Section 26-17, the City Clerk, or designee, and such others as the City Council may appoint by resolution shall serve as members of the Canvassing Board, however, since the City election is being held in conjunction with the Federal Presidential Preference Primary, the responsibility of the canvassing process is with the Palm Beach County Supervisor of Elections. The Canvassing Board is comprised of the Supervisor of Elections, Susan Bucher, Judge Leonard Hanser, and County Commissioner, Steve Abrams.

At the direction of the Supervisor of Elections, the City Clerk and designated City staff members will be present at the Supervisor of Elections Service Center in Riviera Beach to receive the Unofficial Elections results for the City.

The Palm Beach County Supervisor of Elections has duly canvassed the returns of the General Election and has certified the results of the March 15, 2016, General Elections as true and correct tabulations. The recorded and absentee votes cast are as follows:

Total Registered Voters: 37,878

Total Recorded and Absentee Ballots Cast:

City Council Group 2 (Three-Year Term)

Maria Marino: 9,976

City Council Group 4 (Three-Year Term)

David J. Levy: 6,642

Carl W. Woods: 6,256

STAFF RECOMMENDATION: Staff recommends approval of Resolution 17, 2016 as presented.

1
2
3
4
5
6
7
8
9
10
11
12
13
14
15
16
17
18
19
20
21
22
23
24
25
26
27
28
29
30
31
32
33
34
35
36
37
38
39
40
41
42
43
44
45
46
47

RESOLUTION 17, 2016

A RESOLUTION OF THE CITY COUNCIL OF THE CITY OF PALM BEACH GARDENS, FLORIDA DECLARING THE RESULTS OF THE GENERAL ELECTION HELD ON MARCH 15, 2016; PROVIDING AN EFFECTIVE DATE; AND FOR OTHER PURPOSES.

WHEREAS, on the 15th day of March, 2016, the Election Clerks and Inspectors subscribed their oaths and performed their duties in said General Election in accordance with the law; and

WHEREAS, the Palm Beach County's Canvassing Board certified the results of said General Election as follows:

TOTAL REGISTERED VOTERS – 37,878

TOTAL RECORDED AND ABSENTEE BALLOTS CAST:

FOR CITY COUNCIL, GROUP 2 (Three-Year Term)

Maria Marino – 9,976

FOR CITY COUNCIL, GROUP 4 (Three-Year Term)

David J. Levy – 6,642

Carl W. Woods – 6,256

WHEREAS, the Palm Beach County's Canvassing Board has duly canvassed the returns of the described election and has certified the foregoing as true and correct tabulations of the total recorded and absentee votes cast; and

WHEREAS, the City Council wishes to formally adopt and declare the voting results for the General Election; and

WHEREAS, the City Council deems approval of this Resolution to be in the best interest of the health, safety, and welfare of the residents and citizens of the City of Palm Beach Gardens and the public at large.

NOW, THEREFORE, BE IT RESOLVED BY THE CITY COUNCIL OF THE CITY OF PALM BEACH GARDENS, FLORIDA that:

SECTION 1. The foregoing recitals are hereby affirmed and ratified.

SECTION 2. The following candidates are hereby declared to be elected to the offices as follows:

CITY COUNCIL, GROUP 2 – Maria Marino

CITY COUNCIL, GROUP 4 – David J. Levy

SECTION 3. This Resolution shall become effective immediately upon adoption.

(The remainder of this page intentionally left blank)

1
2
3
4
5
6
7
8
9
10
11
12
13
14
15
16
17
18
19
20
21
22
23
24
25
26
27
28
29
30
31
32
33
34
35
36
37
38
39
40
41
42
43
44
45
46

PASSED AND ADOPTED this _____ day of _____, 2016.

CITY OF PALM BEACH GARDENS, FLORIDA

BY: _____, Mayor

ATTEST:

BY: _____
Patricia Snider, CMC, City Clerk

APPROVED AS TO FORM AND
LEGAL SUFFICIENCY

BY: _____
R. Max Lohman, City Attorney

VOTE:

AYE NAY ABSENT

MAYOR

VICE MAYOR

COUNCILMEMBER

COUNCILMEMBER

COUNCILMEMBER

EXHIBIT "A"

REGISTRATION & TURNOUT NPA		
Completed Precincts	845 of 845	
Total Registration	247,427	
Precinct Ballots Cast	13,260	5.36%
Precinct ADA Ballots Cast	0	0.00%
Absentee Ballots Cast	2,689	1.09%
Early Voting Ballots Cast	2,230	0.90%
Early Voting ADA Ballots Cast	0	0.00%
Provisional Ballots Cast	30	0.01%

REGISTRATION & TURNOUT PALM BEACH		
Completed Precincts	845 of 845	
Total Registration	846,764	
Precinct Ballots Cast	184,307	21.77%
Precinct ADA Ballots Cast	3	0.00%
Absentee Ballots Cast	54,239	6.41%
Early Voting Ballots Cast	53,809	6.35%
Early Voting ADA Ballots Cast	1	0.00%
Provisional Ballots Cast	543	0.06%

Group 1 - ATLANTIS		
Completed Precincts	1 of 1	
Under Votes:	42	
Over Votes:	1	
Lauri Melear	416	43.65%
Bill Pearson	383	40.19%
Dan Peterson	14	1.47%
Ron Reeg	140	14.69%

REGISTRATION & TURNOUT REP		
Completed Precincts	845 of 845	
Total Registration	238,274	
Precinct Ballots Cast	80,815	33.92%
Precinct ADA Ballots Cast	1	0.00%
Absentee Ballots Cast	22,987	9.65%
Early Voting Ballots Cast	23,731	9.96%
Early Voting ADA Ballots Cast	1	0.00%
Provisional Ballots Cast	250	0.10%

REP - President Pref (REP)		
Completed Precincts	845 of 845	
Under Votes:	484	
Over Votes:	18	
Jeb Bush	1,386	1.09%
Ben Carson	567	0.45%
Chris Christie	128	0.10%
Ted Cruz	15,383	12.09%
Carly Fiorina	93	0.07%
Jim Gilmore	18	0.01%
Lindsey Graham	36	0.03%
Mike Huckabee	92	0.07%
John R. Kasich	11,995	9.42%
Rand Paul	207	0.16%
Marco Rubio	30,986	24.35%
Rick Santorum	81	0.06%
Donald J. Trump	66,206	52.09%

Mayor at Large - BOYNTON BEACH		
Completed Precincts	42 of 42	
Under Votes:	1,740	
Over Votes:	10	
Piotr Blass	408	3.12%
Steven B. Grant	2,881	22.05%
Carl "The Real" McKoy	1,700	13.01%
David T. Merker	2,585	19.79%
Jerry Taylor	5,490	42.02%

REGISTRATION & TURNOUT DEM		
Completed Precincts	845 of 845	
Total Registration	361,063	
Precinct Ballots Cast	90,232	24.99%
Precinct ADA Ballots Cast	2	0.00%
Absentee Ballots Cast	28,563	7.91%
Early Voting Ballots Cast	27,848	7.71%
Early Voting ADA Ballots Cast	0	0.00%
Provisional Ballots Cast	263	0.07%

DEM - President Pref (DEM)		
Completed Precincts	845 of 845	
Under Votes:	1,611	
Over Votes:	15	
Hillary Clinton	103,792	71.44%
Martin O'Malley	1,957	1.35%
Bernie Sanders	39,533	27.21%

City Commissioner District 3 - BOYNTON BEACH		
Completed Precincts	11 of 11	
Under Votes:	236	
Over Votes:	1	
James M. Brake	710	17.74%
Michael M. Fitzpatrick	1,284	32.08%
Christina Romelus	2,008	50.17%

Delray Beach - Question 1		
Completed Precincts	36 of 36	
Under Votes:	1,601	
Over Votes:	9	
YES	9,340	74.77%
NO	3,151	25.23%

Delray Beach - Question 2

Completed Precincts	36 of 36
Under Votes:	2,008
Over Votes:	4
YES	6,419 59.10%
NO	5,670 46.90%

Mayor 3Yr - JUPITER

Completed Precincts	29 of 29
Under Votes:	1,874
Over Votes:	1
Keats Soder	5,939 41.58%
Todd Wodraska	8,346 58.42%

Commissioner - LAKE PARK

Completed Precincts	5 of 5
Under Votes:	120
Over Votes:	1
Erin Flaherty	175 14.86%
Kimberly Glas-Castro	418 35.06%
Charles "Chuck" Hallden	101 8.57%
Anne Lynch	193 16.38%
Michael O'Rourke	296 25.13%

Council District II - GREENACRES

Completed Precincts	16 of 16
Under Votes:	747
Over Votes:	1
Peter Noble	3,056 60.02%
Toni Willey	2,036 39.98%

First District - JUPITER

Completed Precincts	29 of 29
Under Votes:	2,680
Over Votes:	2
Mike Counts	5,542 41.12%
Jim Kuretski	7,936 58.88%

Mayor - LAKE WORTH

Completed Precincts	17 of 17
Under Votes:	278
Over Votes:	3
Gary L. Antieau	647 11.79%
Diane Jacques	1,408 25.65%
Pam Triolo	3,434 62.56%

Council District III - GREENACRES

Completed Precincts	16 of 16
Under Votes:	680
Over Votes:	1
Judy Dugo	3,480 66.49%
Bert Molow	1,729 33.51%

First District 1Yr JUPITER

Completed Precincts	29 of 29
Under Votes:	1,937
Over Votes:	7
Karen J. Golonka	5,517 38.81%
Wayne R. Posner	6,083 42.79%
Carol Watson	2,616 18.40%

Commissioner District #1 - LAKE WORTH

Completed Precincts	17 of 17
Under Votes:	394
Over Votes:	0
Ryan J. Hartman	1,904 35.42%
Scott Maxwell	3,472 64.58%

Council District IV - GREENACRES

Completed Precincts	16 of 16
Under Votes:	768
Over Votes:	1
Jonathan Pearce	3,269 64.46%
Anderson Thelusma	1,802 35.54%

Second District - JUPITER

Completed Precincts	29 of 29
Under Votes:	2,704
Over Votes:	2
Rob Delaney	7,164 53.25%
Ben Klug	6,290 46.75%

Commissioner District #3 - LAKE WORTH

Completed Precincts	17 of 17
Under Votes:	359
Over Votes:	3
Andy Amoroso	3,137 58.01%
Frank McAlonan	2,271 41.99%

Councilmember Group No 2 - LANTANA

Completed Precincts	5 of 5
Under Votes:	166
Over Votes:	0
Anthony Arsali	514 31.50%
Malcolm Balfour	1,118 68.50%

Mayor - PAHOKEE

Completed Precincts	2 of 2
Under Votes:	20
Over Votes:	0
Keith W. Babb, Jr.	565 57.83%
Colin O. Walkes	412 42.17%

Group 2 - PALM BEACH GARDENS

Completed Precincts	47 of 47
Under Votes:	4,437
Over Votes:	5
Maria G. Marino	9,976 86.54%
Takeata King Pang	1,552 13.46%

Council Seat #2 - LOXAHATCHEE GROVES

Completed Precincts	1 of 1
Under Votes:	35
Over Votes:	0
Todd McLendon	489 55.25%
Jim Rockett	396 44.75%

Commission Group I - PAHOKEE

Completed Precincts	2 of 2
Under Votes:	29
Over Votes:	0
Deborah Royal Abner	246 25.41%
Sanquetta Cowan	171 17.67%
Diane Harris Walker	551 56.92%

Group 4 - PALM BEACH GARDENS

Completed Precincts	47 of 47
Under Votes:	1,958
Over Votes:	11
Kevin Easton	1,103 7.88%
David J. Levy	6,642 47.44%
Carl W. Woods	6,256 44.68%

Council Seat #4 - LOXAHATCHEE GROVES

Completed Precincts	1 of 1
Under Votes:	31
Over Votes:	0
Dave Browning	579 65.13%
Thais Hagen Gonzalez	310 34.87%

Commission Group II - PAHOKEE

Completed Precincts	2 of 2
Under Votes:	24
Over Votes:	0
Herbert J. Crawford, Jr.	348 35.77%
Clara "Tasha" Murvin	322 33.09%
Sara Perez	303 31.14%

For Mayor - PALM BEACH SHORES

Completed Precincts	1 of 1
Under Votes:	7
Over Votes:	0
Myra Koutzen	278 51.20%
Thomas R. "Tom" Mills	265 48.80%

Town Commissioner - OCEAN RIDGE

Completed Precincts	1 of 1
Under Votes:	26
Over Votes:	0
Lynn Allison	359 44.65%
Steve Coz	445 55.35%

Palm Beach Question

Completed Precincts	7 of 7
Under Votes:	194
Over Votes:	1
FOR BONDS	2,180 50.72%
AGAINST BONDS	2,118 49.28%

Palm Springs - Question 1

Completed Precincts	21 of 21
Under Votes:	228
Over Votes:	2
YES	1,721 76.83%
NO	519 23.17%

Palm Springs - Question 2

Completed Precincts	21 of 21
Under Votes:	230
Over Votes:	1
YES:	1,466 65.48%
NO	773 34.52%

Council District 3 - RIVIERA BEACH

Completed Precincts	23 of 23
Under Votes:	571
Over Votes:	10
Sylvia Lee Blue	2,702 36.58%
Tonya Davis Johnson	2,970 40.21%
Tommy Lee Walker	1,715 23.22%

Group #3 - ROYAL PALM BEACH

Completed Precincts	24 of 24
Under Votes:	929
Over Votes:	0
Selena Smith	3,389 51.25%
Richard Valuntas	3,224 48.75%

Palm Springs - Question 3

Completed Precincts	21 of 21
Under Votes:	307
Over Votes:	2
YES:	1,500 69.41%
NO	661 30.59%

Council District 5 - RIVIERA BEACH

Completed Precincts	23 of 23
Under Votes:	535
Over Votes:	3
Terence D. Davis	4,909 66.07%
Elizabeth Pertee Robinson	2,521 33.93%

Town Council - SOUTH PALM BEACH

Completed Precincts	1 of 1
Under Votes:	330
Over Votes:	0
Robert Gottlieb	337 43.32%
Stella Jordan	285 36.63%
Robert Gargano	156 20.05%

Mayor - RIVIERA BEACH

Completed Precincts	23 of 23
Under Votes:	293
Over Votes:	1
Billie Brooks	3,196 41.65%
Thomas Masters	4,478 58.35%

Mayor - ROYAL PALM BEACH

Completed Precincts	24 of 24
Under Votes:	554
Over Votes:	0
Fred Pinto	4,182 59.85%
Martha Webster	2,806 40.15%

Mayor - WELLINGTON

Completed Precincts	29 of 29
Under Votes:	917
Over Votes:	0
Anne Gerwig	9,275 60.65%
Bob Margolis	6,017 39.35%

Council District 1 - RIVIERA BEACH

Completed Precincts	23 of 23
Under Votes:	523
Over Votes:	12
Bruce Guyton	2,527 34.00%
Lynne L. Hubbard	2,574 34.63%
Tradrick McCoy	1,674 22.52%
Hprace Towns	658 8.85%

Group #1 - ROYAL PALM BEACH

Completed Precincts	24 of 24
Under Votes:	911
Over Votes:	0
Jeff Hmara	4,224 63.70%
Lenore White	2,407 36.30%

Council - Seat 1 WELLINGTON

Completed Precincts	29 of 29
Under Votes:	1,699
Over Votes:	4
Michael J. Drahos	8,056 55.54%
John Greene	6,450 44.46%

Wellington Question 1

Completed Precincts	29 of 29
Under Votes:	625
Over Votes:	6
YES	10,191 65.42%
NO	5,387 34.58%

West Palm Beach Question

Completed Precincts	64 of 64
Under Votes:	2,240
Over Votes:	14
YES - For authority	12,547 67.83%
NO - Against authority	5,952 32.17%

Wellington Question 2

Completed Precincts	29 of 29
Under Votes:	1,178
Over Votes:	7
YES	10,406 69.26%
NO	4,618 30.74%

Wellington Question 3

Completed Precincts	29 of 29
Under Votes:	603
Over Votes:	3
YES	9,162 58.72%
NO	6,441 41.28%

Commission District 1 - WEST PALM BEACH

Completed Precincts	64 of 64
Under Votes:	3,718
Over Votes:	1
Ricky Aiken	4,046 23.75%
Sylvia Moffett	10,030 58.88%
Martina Walker	2,958 17.37%

STATE OF FLORIDA
COUNTY OF PALM BEACH
I, SUSAN BUCHER, SUPERVISOR OF ELECTIONS,
HEREBY CERTIFY THAT THIS IS A TRUE AND CORRECT COPY
OF THE RECORDS ON FILE IN THIS OFFICE.
WITNESS MY HAND AND SEAL, THIS 21st DAY OF
March, 20 16.

SUSAN BUCHER
SUPERVISOR OF ELECTIONS
PALM BEACH COUNTY, FLORIDA
BY: Chauhan A. Bellu
Chief Deputy

Group 2 - PALM BEACH GARDENS

		Registered	Ballots Cast	Turnout (%)	Maria G. Marino	Takeata King Pang	Over Votes	Under Votes					
1174	All Tally Types	0	1	0.00				1					
1176	All Tally Types	0	0	0.00									
1178	All Tally Types	0	0	0.00									
1180	All Tally Types	0	0	0.00									
1186	All Tally Types	1373	580	42.24	363	61		156					
1188	All Tally Types	874	307	35.13	198	38		71					
1190	All Tally Types	2712	1155	42.59	748	87	2	318					
1192	All Tally Types	1378	534	38.75	363	45		126					
1194	All Tally Types	1936	979	50.57	550	98		331					
1196	All Tally Types	0	0	0.00									
1222	All Tally Types	0	0	0.00									
1230	All Tally Types	0	0	0.00									
1232	All Tally Types	0	0	0.00									
1234	All Tally Types	0	0	0.00									
1236	All Tally Types	0	0	0.00									
1238	All Tally Types	1581	756	47.82	480	57		219					
1240	All Tally Types	2389	1133	47.43	765	96		272					
1242	All Tally Types	2399	1190	49.60	719	92		379					
1244	All Tally Types	1450	688	47.45	424	66		198					
1246	All Tally Types	2374	969	40.82	600	110		259					
1248	All Tally Types	1443	649	44.98	436	59		154					
1250	All Tally Types	55	28	50.91	21			7					
1252	All Tally Types	2246	1268	56.46	705	59		504					
1254	All Tally Types	424	194	45.75	129	29		36					
1260	All Tally Types	1267	529	41.75	324	67		138					
1262	All Tally Types	1	1	100.00	1								
1264	All Tally Types	1	1	100.00				1					
1266	All Tally Types	404	96	23.76	65	14		17					
1268	All Tally Types	283	49	17.31	31	7		11					
1270	All Tally Types	10	2	20.00	1			1					
1272	All Tally Types	1814	678	37.38	430	85		163					
1274	All Tally Types	1555	603	38.78	372	87		144					
1280	All Tally Types	371	153	41.24	108	18		29					
1284	All Tally Types	2013	659	32.74	352	77		230					
1288	All Tally Types	37	15	40.54	12	2		1					
1290	All Tally Types	2025	820	40.49	524	82		214					
1292	All Tally Types	63	33	52.38	18	1		14					
1296	All Tally Types	622	187	30.06	114	17		56					
1306	All Tally Types	9	2	22.22				2					
1310	All Tally Types	4	0	0.00									
1318	All Tally Types	0	0	0.00									
1324	All Tally Types	1201	370	30.81	251	44		75					
1326	All Tally Types	547	227	41.50	145	20		62					
1340	All Tally Types	10	8	80.00	4	2		2					
1352	All Tally Types	2016	734	36.41	467	98	1	168					
1360	All Tally Types	848	346	40.80	240	32	2	72					
1372	All Tally Types	143	26	18.18	16	4		6					

Group 2 - PALM BEACH GARDENS

	Registered	Ballots Cast	Turnout (%)	Maria G. Marino	Takeata King Pang	Over Votes	Under Votes						
All Tally Types	37878	15970	42.16	9976	1552	5	4437						
Contest Total	37878	15970	42.16	9976	1552	5	4437						

STATE OF FLORIDA
 COUNTY OF PALM BEACH
 I, SUSAN BUCHER, SUPERVISOR OF ELECTIONS,
 HEREBY CERTIFY THAT THIS IS A TRUE AND CORRECT COPY
 OF THE RECORDS ON FILE IN THIS OFFICE.
 WITNESS MY HAND AND SEAL, THIS 21st DAY OF
March, 2016.

SUSAN BUCHER
 SUPERVISOR OF ELECTIONS
 PALM BEACH COUNTY, FLORIDA
 BY: Charmaine A. Kelly
Chief Deputy

Group 4 - PALM BEACH GARDENS

		Registered	Ballots Cast	Turnout (%)	Kevin Easton	David J. Levy	Carl W. Woods	Over Votes	Under Votes				
1174	All Tally Types	0	1	0.00	1								
1176	All Tally Types	0	0	0.00									
1178	All Tally Types	0	0	0.00									
1180	All Tally Types	0	0	0.00									
1186	All Tally Types	1373	580	42.24	34	263	224		59				
1188	All Tally Types	874	307	35.13	33	112	121	2	39				
1190	All Tally Types	2712	1155	42.59	101	366	462	4	222				
1192	All Tally Types	1378	534	38.75	52	204	190		88				
1194	All Tally Types	1936	979	50.57	42	528	272		137				
1196	All Tally Types	0	0	0.00									
1222	All Tally Types	0	0	0.00									
1230	All Tally Types	0	0	0.00									
1232	All Tally Types	0	0	0.00									
1234	All Tally Types	0	0	0.00									
1236	All Tally Types	0	0	0.00									
1238	All Tally Types	1581	756	47.82	37	414	230	4	71				
1240	All Tally Types	2389	1133	47.43	94	476	435	1	127				
1242	All Tally Types	2399	1190	49.60	66	580	411		133				
1244	All Tally Types	1450	688	47.45	35	289	294		70				
1246	All Tally Types	2374	969	40.82	76	259	534		100				
1248	All Tally Types	1443	649	44.98	34	229	322		64				
1250	All Tally Types	55	28	50.91	1	13	9		5				
1252	All Tally Types	2246	1268	56.46	27	861	300		80				
1254	All Tally Types	424	194	45.75	18	85	75		16				
1260	All Tally Types	1267	529	41.75	38	170	257		64				
1262	All Tally Types	1	1	100.00		1							
1264	All Tally Types	1	1	100.00					1				
1266	All Tally Types	404	96	23.76	8	35	43		10				
1268	All Tally Types	283	49	17.31	1	13	27		8				
1270	All Tally Types	10	2	20.00			1		1				
1272	All Tally Types	1814	678	37.38	49	227	328		74				
1274	All Tally Types	1555	603	38.78	37	200	318		48				
1280	All Tally Types	371	153	41.24	16	57	65		15				
1284	All Tally Types	2013	659	32.74	66	270	187		136				
1288	All Tally Types	37	15	40.54		6	8		1				
1290	All Tally Types	2025	820	40.49	68	300	332		120				
1292	All Tally Types	63	33	52.38	2	9	10		12				
1296	All Tally Types	622	187	30.06	13	65	74		35				
1306	All Tally Types	9	2	22.22					2				
1310	All Tally Types	4	0	0.00									
1318	All Tally Types	0	0	0.00									
1324	All Tally Types	1201	370	30.81	36	125	151		58				
1326	All Tally Types	547	227	41.50	21	88	79		39				
1340	All Tally Types	10	8	80.00	2		4		2				
1352	All Tally Types	2016	734	36.41	66	277	309		82				
1360	All Tally Types	848	346	40.80	27	111	174		34				
1372	All Tally Types	143	26	18.18	2	9	10		5				
All Tally Types		37878	15970	42.16	1103	6642	6256	11	1958				

Group 4 - PALM BEACH GARDENS

	Registered	Ballots Cast	Turnout (%)	Kevin Easton	David J. Levy	Carl W. Woods	Over Votes	Under Votes					
Contest Total	37878	15970	42.16	1103	6642	6256	11	1958					

STATE OF FLORIDA
 COUNTY OF PALM BEACH
 I, SUSAN BUCHER, SUPERVISOR OF ELECTIONS,
 HEREBY CERTIFY THAT THIS IS A TRUE AND CORRECT COPY
 OF THE RECORDS ON FILE IN THIS OFFICE.
 WITNESS MY HAND AND SEAL, THIS 21st DAY OF
March, 2016.

SUSAN BUCHER
 SUPERVISOR OF ELECTIONS
 PALM BEACH COUNTY, FLORIDA
 BY: Chaukuns A. Kelly
Chief Deputy